



**HIGH SPEED
INDUSTRIAL DOORS
COMPANY**





OCM Industrial Doors is a leading manufacturer and installer of a wide range of industrial doors and associated equipments, based in Italy and operating throughout a large part of the world.

Our company has grown continuously since 60 years by offering its customers the highest quality of materials and the most consistently reliable service available.

We provide a full line of high quality, durable industrial doors and we have developed an enviable reputation for dealer support, customer responsiveness and personal service. The level of our service will exceed your expectations.

We always want to provide products following two guidelines: the best value for money and the highest reliability.

Our extensive product range covers all types of applications including commercial, industrial and residential use. They are a positive feature for any facility, increasing its productivity and its energy efficiency, which will in turn make it more competitive.



Don't hesitate to email or contact us for further details, all quotations are free of charge and without obligation.

EUROPEAN STANDARD • UNI EN 13241-1



The European standard EN 13241-1, known as "standard for industrial, commercial and garage, doors and gates", has been established in may the 1st 2005.

The standard EN 13241-1 covers all aspect of the door, either mechanical, electrical and functional. This standard is the reference for any manufacturer of doors around the world.

During the design of our products we keep door safety in mind to avoid any risk for workers.

First of all we include a reversing mechanism that sense an obstruction and reverse closing door back to the open position.

This system helps to minimize the consequence of a downward impact, making the door a safe way also for pedestrians. All our doors have been submitted to

a strict "Initial Type Test" carried out by the manufacturer under the control of an organism recorded at the Italian Ministry of Producing activities. Only after a positive result in the evaluation of conformity we have been able to obtain the CE declaration document and therefore the CE marking.

With over 60 years of experience in the branch of industrial doors, OCM is dealing each day with a constant improvement in products and systems in order to give customers the highest safety and reliability available.





INDEX

- 4 Fold-up doors
- 6 Roll-up doors
- 8 Flexible curtains
- 9 Electrical devices
- 10 Opening commands
- 12 Flexible swing doors
- 14 Polyethylene doors
- 15 Hinged doors
- 16 Strip curtains
- 17 Dock shelters
- 18 Partition walls
- 19 PVC warehouses



LIFE IS FLEXIBLE

FOLD-UP DOORS



FOLD-UP DOORS

Fold-up doors are high-speed doors that open and close using vertical pack-away operations. As our others high-speed doors this model is suitable for applications where a high opening speed is required. It is designed for large size openings and for an intensive everyday use without maintenance. Due to its tough framework, this door can be also installed outside without wind troubles.

In addition to high speed, this model offers energy savings in industrial and commercial applications, reducing noise and eliminating dust form nearby working areas.

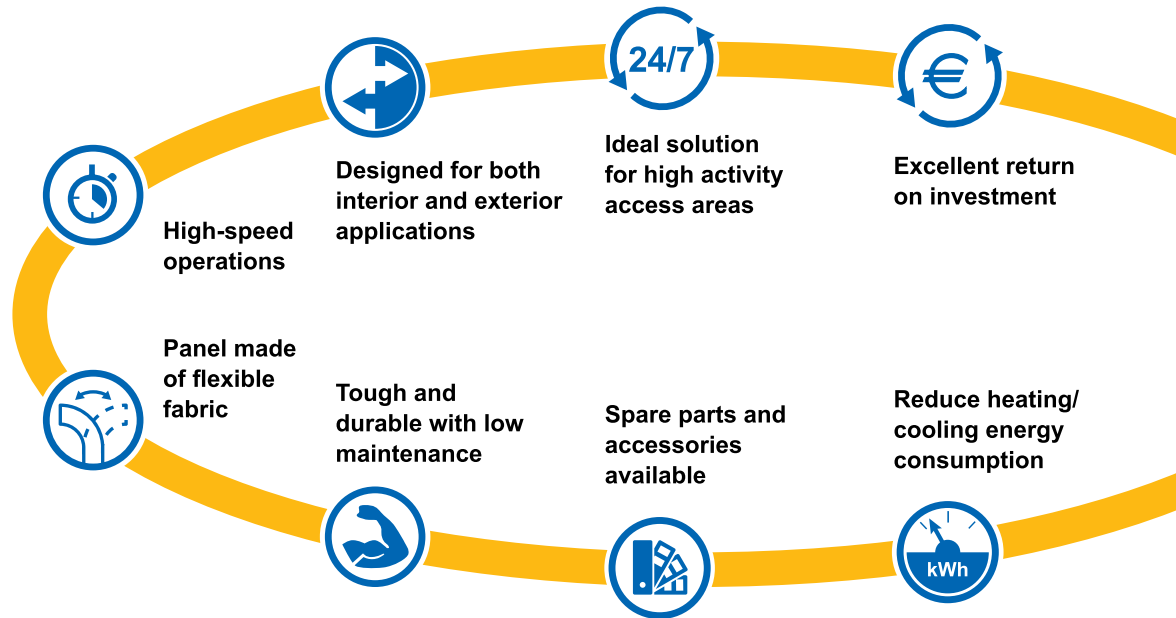
Our company strives to achieve what customer asks. This is made possible by a strict quality environment and a controlled manufacturing process. Our bespoke solutions ensure we are able to offer the best solution to everyday problems and to provide special versions for a wide range of applications.

As with our other high-speed doors, in the event of a power failure it is supplied with a manual override facility that ensures the door can be manually opened or closed. This device minimizes the risk of inconvenience in entering or leaving the affected area.



ADVANTAGES

The installation of these doors offers advantages and improvement in working conditions and this makes it the ideal choice for many commercial and industrial applications.



APPLICATIONS

The application field of high-speed doors is huge. Thanks to its flexibility, rapidity, reduced sizes, reliability and easy maintenance this door becomes really indispensable.

TECHNICAL SPECIFICATIONS

Self-bearing framework is made in zinc-plated steel, by request it can be also painted in any RAL colour or it can be manufactured in stainless steel INOX 304.

Vertical runners are equipped with nylon brushes to minimize air flow through the door.

Flexible curtain is made in pvc coated polyester and it can be customizable with customer's logo. Transparent sections can be inserted to improve traffic visibility.

Safety devices, according to European regulations, protect workers from accidents.

Drive unit consists in a three-phases self-breaking geared motor with rotating limit switch installed on it.





ROLL-UP DOORS

Roll-up doors are high-speed doors that open and close by a vertical rolling operation. As our other high-speed doors this model is suitable for applications with heavy traffic, either in small or medium size openings inside buildings. This door can be manufactured to include a crash-proof system that avoids damages in case of impact with a vehicle and it allows to recover the door in a few seconds without any tool.

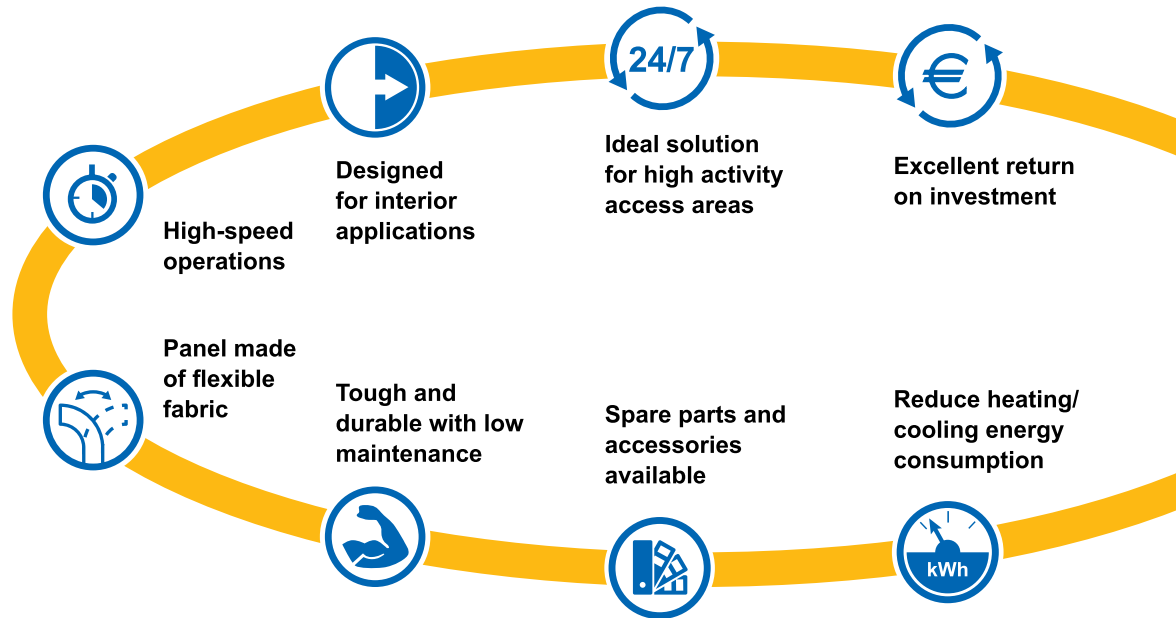
In addition to high speed, this model offers energy savings in industrial and commercial applications, reducing noise and eliminating dust from nearby working areas. Our company strives to achieve what

customer asks. This is made possible by a strict quality environment and a controlled manufacturing process. Our bespoke solutions ensure we are able to offer the best solution to everyday problems and we can provide special versions for a wide range of applications.

As with our other high-speed doors, in the event of a power failure it is supplied with a manual override facility that ensures the door can be manually opened or closed. This device minimizes the risk of inconvenience in entering or leaving the affected area.

ADVANTAGES

The installation of these doors offers advantages and improvement in working conditions and this makes it the ideal choice for many commercial and industrial applications.



APPLICATIONS

The application field of high-speed doors is huge. Thanks to its flexibility, rapidity, reduced sizes, reliability and easy maintenance this door becomes really indispensable.

TECHNICAL SPECIFICATIONS

Self-bearing framework is made in zinc-plated steel, by request it can be also painted in any RAL colour or it can be manufactured in stainless steel INOX 304.

Vertical runners are equipped with nylon brushes to minimize air flow through the door.

Flexible curtain is made in pvc coated polyester and it can be customizable with customer's logo. Transparent sections can be inserted to improve traffic visibility.

Safety devices, according to European regulations, protect workers from accidents.

Drive unit consists in a three-phases self-breaking geared motor with rotating limit switch installed on it.

FLEXIBLE CURTAINS

DETAILS

Product	Roll Weight (g/m ²)	Total Weight (g/m ²)	Thickness (mm)	Fire retardant
700 gr curtain	700	1200	0,8	YES
900 gr curtain	900	1500	0,8	YES
Insulated	1300	2100	4.0	NO
Transparent	2400	3500	2.0	NO
Window	730	-	0,6	NO

COLOURS



Beige - RAL 1015
700 gr/mq



Yellow - RAL 1021
700 gr/mq - 900 gr/mq



Orange - RAL 2004
700 gr/mq - 900 gr/mq



Red - RAL 3002
700 gr/mq - 900 gr/mq



Blue - RAL 5002
700 gr/mq - 900 gr/mq
insulated



Light Blue - RAL 5012
700 gr/mq - 900 gr/mq



Green - RAL 6026
700 gr/mq - 900 gr/mq
insulated



Grey - RAL 7038
700 gr/mq - 900 gr/mq
insulated



Brown - RAL 8007
700 gr/mq



Black - RAL 9005
700 gr/mq - 900 gr/mq



White - RAL 9016
700 gr/mq - 900 gr/mq
insulated

NOTE: Curtain colours are indicative only, we do not assure they are the same as the corresponding RAL dye.



CONTROL PANELS

Basic

Simple control panel with basic components and simplified functions, designed for small doors with low traffic.

Standard

Complete control panel with industrial grade components and a wide range of functions, suitable for all kind of doors.

Advanced

High quality control panel with programmable PLC. It has been designed to satisfy any customer.

Inverter

Variable speed control panel with on-board frequency inverter to drive small special doors.

	Basic	Standard	Advanced	Inverter
Functioning	Electro-mechanic		PLC	Electronic
Power supply	400 Vac 3 ~ 50 Hz			230 Vac 1 ~ 50/60 Hz
Auxiliary supply	24 Vdc		24 Vac	24 Vdc
Protection grade	IP55			
Motor Power	0.37 ÷ 0.75 kW	0.37 ÷ 7.0 kW	0.37 ÷ 7.0 kW	0.37 ÷ 0.75 kW
Working Temperature	-5 / 50 °C			

SAFETY EDGE

Functioning	Electroconductive
Resistance	8,2 kOhm
Support	Aluminum

Safety edge is a safety device placed at the bottom of the flexible curtain that senses an obstruction and makes a proper signal for the control panel to reverse the door back to the open position.

PHOTOCELLS

Power supply	24 Vac/dc
Protection Grade	IP 55
Working temperature	-10 / +60 °C

Photocells are safety devices but they can also be used as opening device. Different versions are available for external or internal installation, low temperatures or special applications.

OPENING COMMANDS



Radio

Radar

OPENING COMMANDS



Magnetic Loop

Photo Cells



Button

Pull-switch

Radio	A radio receiver is placed inside the control panel. One or more transmitters, with two or four channels, can be programmed to open or close a single door or different doors. Forklift version available.
Radar	A microwave radar detects any movement in front of the door and opens it. It's possible to set sensitivity of the sensor, the direction of the detected movement and many other functions.
Metal - Detector	One or two loops placed under the floor are connected to a metal detector sensor that opens the door if it detects metallic objects. Customizable functions available.
Photocell	Safety photocell can be used as a simple and reliable opening device, placed somewhere near the door. When something interrupts the light beam the door opens.
Push - Button	A simple button to press to open the door. In presence of high pedestrian traffic it can be useful to install a push-button that partially opens the door to minimize heating loss.
Pull - Switch	A long metallic arm placed beside the door has a micro-switch and a cord descending towards the floor. The opening of the door is commanded by pulling the cord.
Anemometer	A sensor measures the wind speed and if it passes the limit value it opens the door to preserve the flexible curtain from damages. It should be useful for wide doors installed in windy areas.
Traffic Lights	A set of two signal lights (green and red) regulates the traffic through the door. Green light turns on only when the door is completely opened. Contact technical department for other configurations.



**COMING IN,
COMING OUT...
SIMPLE, WITH
OCM DOORS.**



FLEXIBLE SWING DOORS



FLEXIBLE SWING DOORS

Flexible crash doors provide a reliable and tough solution for building doorways. They are an excellent protection against noise and heat loss.

Metallic framework can be made in stainless steel or painted in any RAL dye. Flexible leaves are realized in transparent PVC, coloured PVC or black rubber, assembled in different ways.

They suit a wide range of applications including industrial facilities, warehouses, supermarkets, cold stores and clean rooms.

These doors contain a vertical spring mechanism concealed inside the framework that ensures smooth and effortless operations. In addition to manual operated doors, it's possible to manufacture two pneumatic operated versions.

ADVANTAGES

These doors can improve logistic of your factory, improving working conditions and reducing heat and cold losses.



flexible pvc/rubber leaves



minimal maintenance required



transparent section for high visibility



shock-resistant double framework



many different models available



automatic closing with concealed springs



APPLICATIONS

These doors can be installed in a wide variety of environments like food preparation areas, retail units, supermarkets, cold stores, clean rooms, warehouses, postal offices and hospitals.

OPENING MODELS

- STANDARD** Manual opening and automatic closing actuated by springs. Two ways opening.
- COMANTEX** Automatic opening actuated by a pneumatic cylinder and spring operated closing. An electrical control panel controls the doors accepting a wide range of opening devices. Opening by one way only.
- PNEUMATIK** Automatic opening actuated by a pneumatic cylinder and spring operated closing. Opening is commanded by pressing one leaf of the door. Two ways opening.

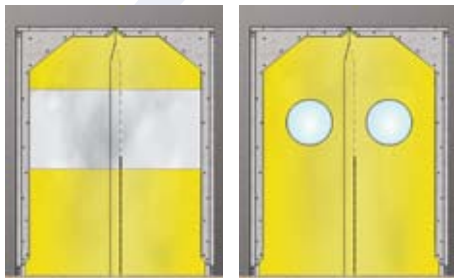
DOOR TYPES

SOLOFLEX

Completely transparent PVC / thickness 5/6 mm / Painted or stainless steel framework

METACOL

Upper part in transparent PVC / Lower part in coloured PVC / Upper and lower parts welded together / PVC thickness 5/6 mm / Painted or stainless steel framework

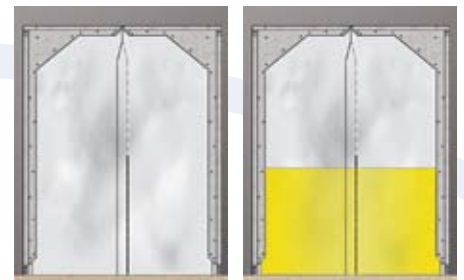


METALGOMMA

Upper part in transparent PVC (thickness 5/6 mm) / Lower part in ribbed rubber (thickness 8 mm) / Upper and lower parts stuck together / Painted steel framework

PLASTIGOMMA

Central part in transparent PVC (thickness 5/6 mm) / Upper and lower parts in ribbed rubber (thickness 8 mm) / Upper, central and lower parts stuck together / Painted steel framework

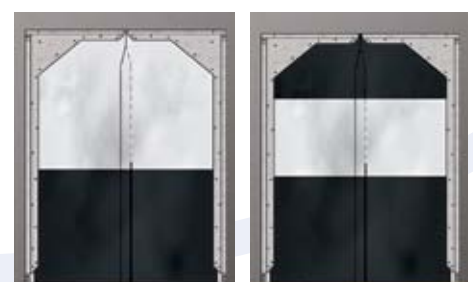


PLASTICOL

Upper and lower parts in coloured PVC / Central part in transparent PVC / Upper, central and lower parts welded together / PVC thickness 5/6 mm / Painted or stainless steel framework

GOMFLEX

Completely coloured PVC / thickness 5/6 mm / Round transparent porthole / Painted or stainless steel framework



POLYETHYLENE DOORS



POLYETHYLENE DOORS

These doors are the best choice when customer needs to close a doorway with heavy pedestrian traffic but also with strict hygienic needs. Their framework is manufactured in stainless steel with a special shock resistant shell. Hard leaves are completely

in polyethylene and can be provided with transparent portholes.

This kind of door opens in both directions and it closes automatically, operated by springs that are concealed inside the framework.

ADVANTAGES



hygienic polyethylene leaves



washable framework in stainless steel



shock-resistant framework



automatic closing with concealed springs



APPLICATIONS

They are mostly used in supermarkets, pharmaceutical factories, hospitals, clean rooms and any other working environment where hygienic and sanitary rules are a priority.





HINGED DOORS

This type of doors is equipped with semi-insulated panels and hinge systems. They open in both directions and close automatically. They can be provided with additional items such as transparent

portholes, bumpers and so on. They optimize people and material flow improving the efficiency of your factory.

ADVANTAGES



smooth surface



perfect and fast washing



easy installation



no maintenance required

APPLICATIONS

Hinged doors are really compulsory for food industry, food storage, supermarkets, kitchens and retail units.





STRISCIOFLEX



Our pvc strip curtains are the simplest solution to separate working environments. They are easy to install and no maintenance is required.

We can provide stripes with different width and different thickness to suit any customer's need. In addition to dimensions

we can manufacture the upper framework for different overlaps, from none to complete.

Different pvc types available, such as low temperature, coloured, antistatic and so on.



ADVANTAGES



easy to install and easy to replace



no maintenance required



environment insulation for better working conditions



wide range of versions (colours, width, thickness, pvc type)

APPLICATIONS

Our technical department, with many years of experience, will give you many suggestions to make the best choice in order to add great value to your application.



DOCK SHELTERS

They are the great solution in order to insulate docking bays during loading and unloading operations. They keep wind and rain outside the factory and improve the comfort of workers. Dock shelters can be combined with other

doors to contribute minimizing energy costs due to heat or cold loss. Their internal framework is made of steel while the external part in contact with trucks is made of black rubber with internal reinforcements.

ADVANTAGES



insulate the space between docking bay and truck



minimize heat loss during loading and unloading operations



help to improve working conditions



no maintenance required

APPLICATIONS

This product is the best solution to minimize heat or cold loss during operations with trucks. To obtain the best insulation it's possible to combine it with a high-speed door.



TREVITEX-O

They are the proper solution to separate working areas in industrial or commercial buildings, cutting-off noisy or dusty machineries.

Made of pvc coated polyester, mechanically resistant and flame retardant, partition walls

can be manufactured with a fixed or sliding upper framework.

A wide range of colours and curtain types made very easy satisfy any customer's need.

ADVANTAGES



quick and easy to install



washable material easy to maintain



wide range of options available



made following customer's request



APPLICATIONS

Anywhere there is a warehouse or a factory there could be the need of a partition wall to separate working areas and to improve working conditions insulating dust and noise.





PVC WAREHOUSES

We can manufacture two type of pvc halls and warehouses: fixed and retractable. The carrying structure is made of steel with a pvc fabric cover. They allow you to create protected areas which otherwise could

not be fully used. Thanks to their reduced dimensions, pvc warehouses can be easily installed in very difficult places.

ADVANTAGES



versatility



easy installation



wide range of colours



fit even in narrow places

APPLICATIONS

Pvc warehouses allow you to use normally unused areas, they can connect two separate buildings or create new additional working zones for stocking of goods.





INDUSTRIAL DOORS COMPANY

Via Mongilardi, 3
13900 Biella - Italy

Tel. +39 015 8408301
Fax +39 015 8492660
info@ocmflex.com

www.ocmflex.com

